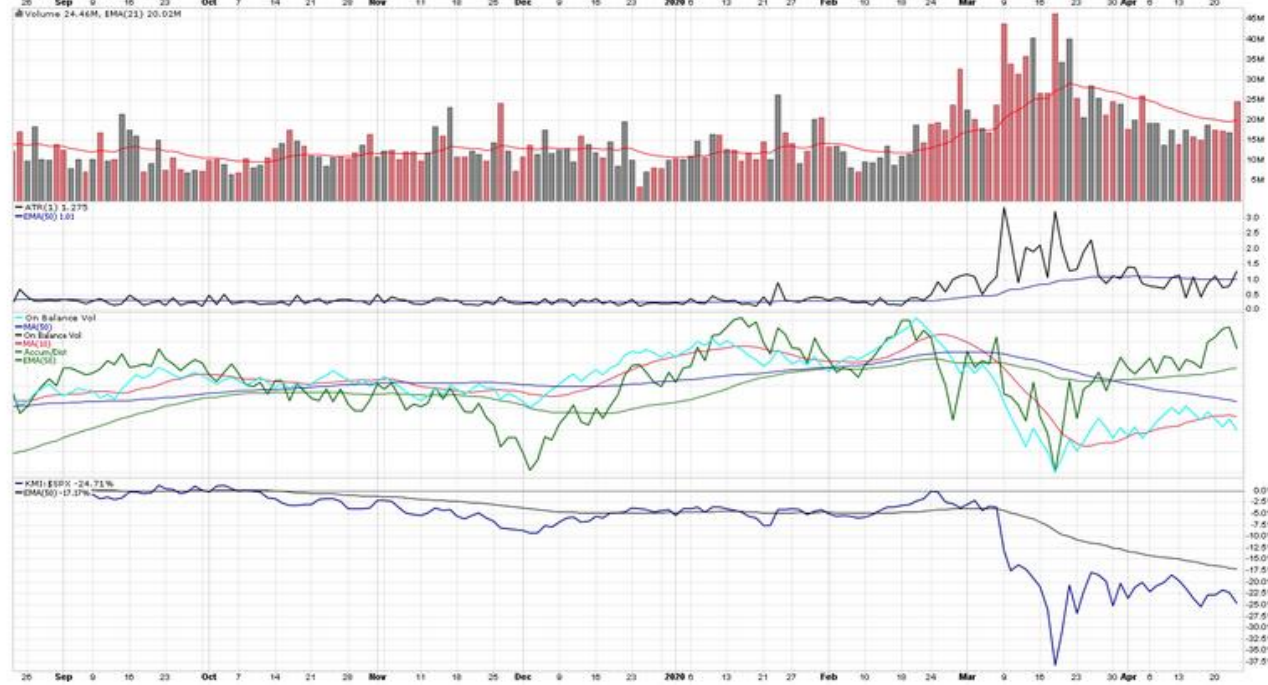


KMI Kinder Morgan Inc. NYSE
 Energy / Pipelines
 Open: **14.83** Ask: P/E: **14.77** Options: **yes**
 High: **15.23** Ask Size: EPS: **0.96** Annual Dividend: **1.0**
 Low: **13.95** Bid: Last Size: Yield: **7.04%**
 Prev Close: **14.67** Bid Size: VWAP: SCTR (Large): **27.9**
 = ROC(63) -33.93%
 = DMA(40) -25.2%

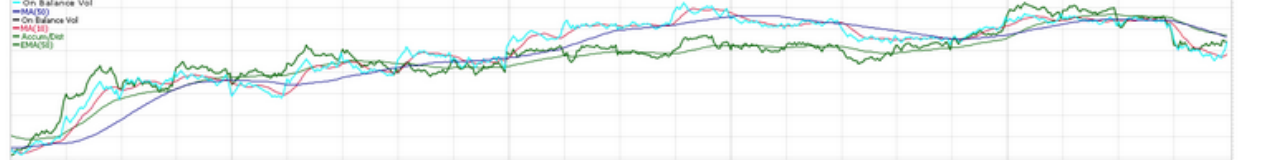
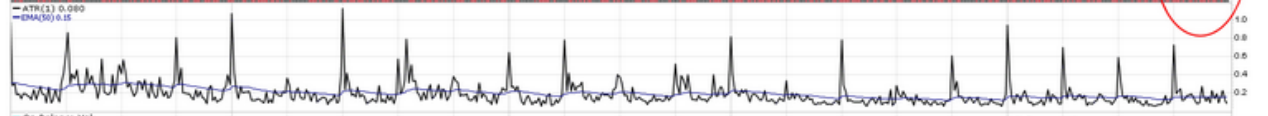
© StockCharts.com
 Thursday 23-Apr-2020
 Chg: **-3.14%**
 Chg: **-0.46**
 Last: **14.21**
 Volume: **24,651,688**



Quacks Like A Duck ...



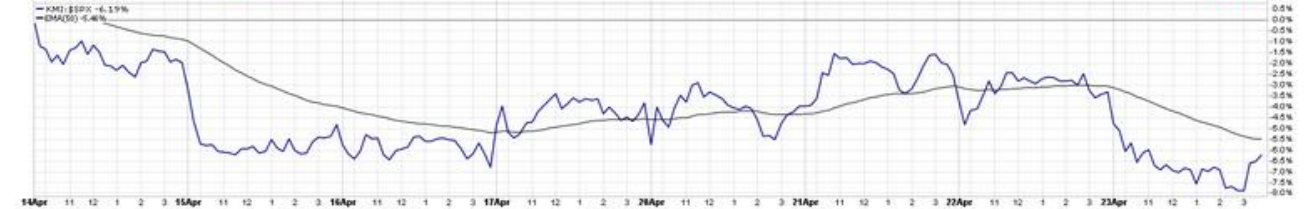
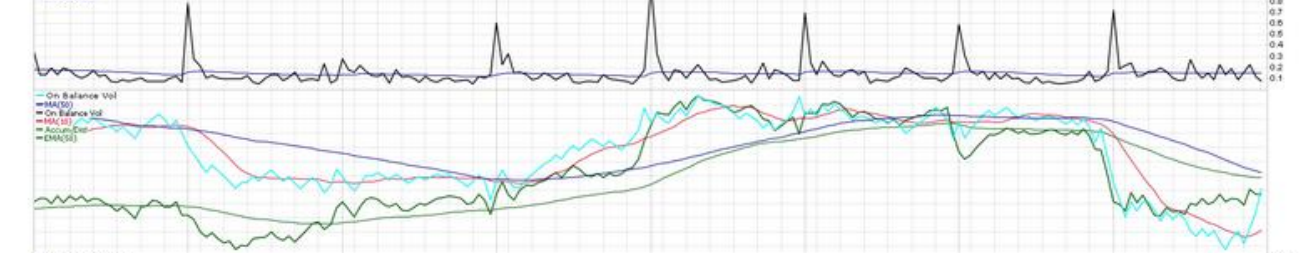
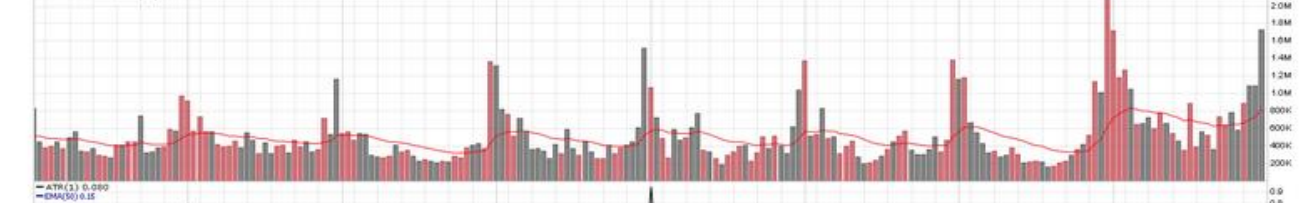
KMI Kinder Morgan Inc. NYSE
 Energy / Pipelines
 Open: 14.930 Ask: P/E: 14.77 Options: yes
 High: 15.225 Ask Size: EPS: 0.96 Annual Dividend: 1.0
 Low: 13.950 Bid: Yield: 7.04%
 Prev Close: 14.670 Bid Size: VWAP: SCTR (Large): 27.9
 Thursday 23-Apr-2020
 Change: -3.14%
 Limit: 14.210
 Volume: 24,661,688



KMI Kinder Morgan Inc. WTS
 Energy / Pipelines
 Open: 14.930 Ask: P/E: 14.77 Options: **yes**
 High: 15.225 Ask Size: EPS: 0.96 Annual Dividend: 1.0
 Low: 13.950 Bid: Last Size: Yield: 7.04%
 Prev Close: 14.670 Bid Size: VWAP: SCTR(Large): 27.9
 R-OC(63) -2.03%
 EMA(40) 13.7

4/23/20
 PnF Target
 11
 10

Thursday 23-Apr-2020
 Chg: -3.14%
 Last: 14.210
 Volume: 24,661,688



P&F Pattern Bull Trap on 23-Apr-2020

Scaling: Dynamic [Reversat 3, ATR(20) Box Size:0.22]

