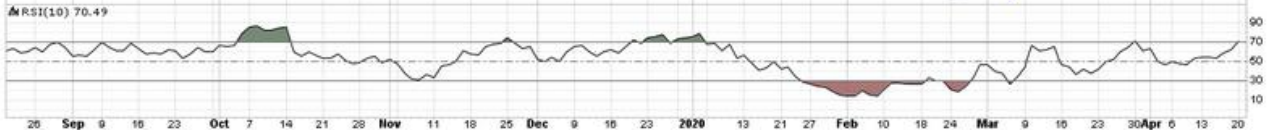
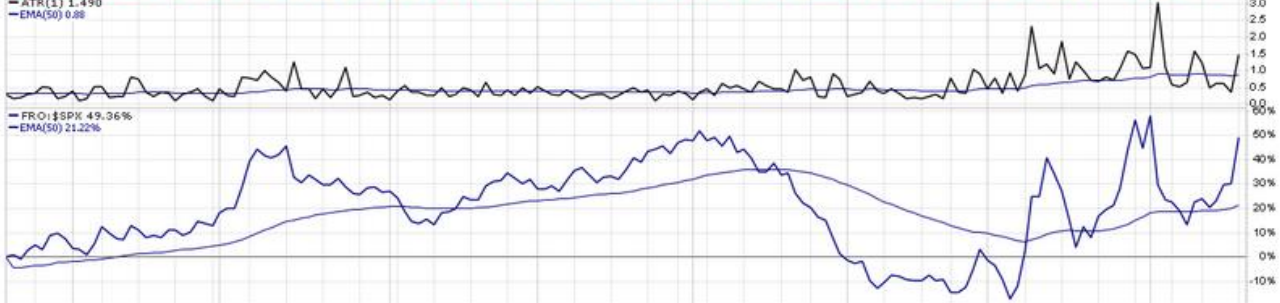
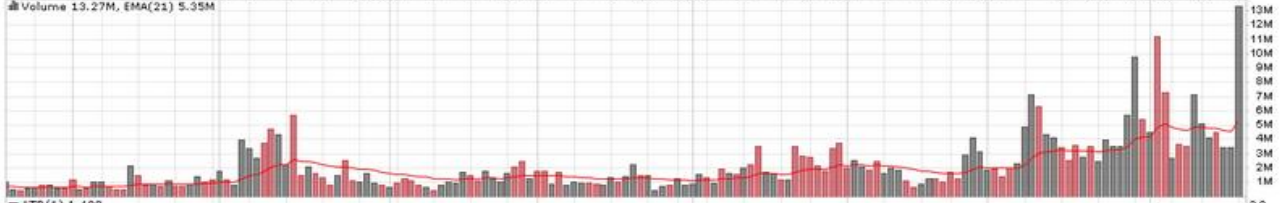
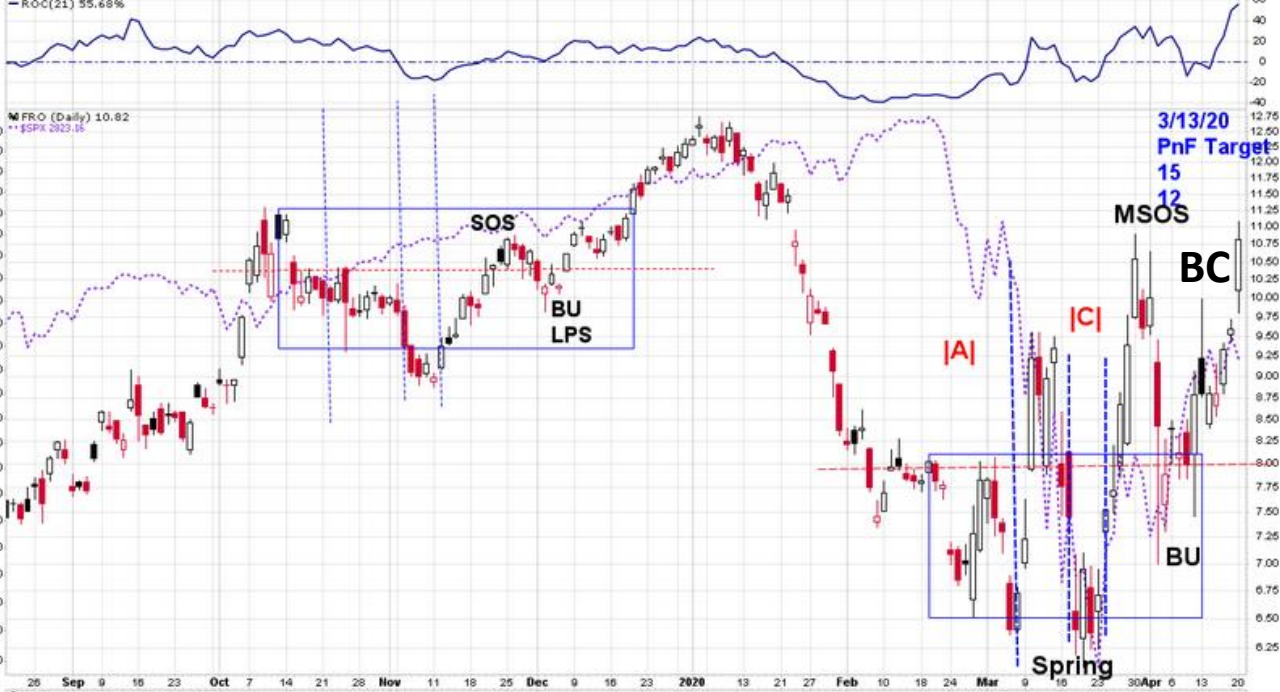


FRO Frontline Ltd. NYSE
 Industrial / Marine Transportation
 Open: 10.100 Ask: P/E: 13.77 Options: yes
 High: 11.090 Ask Size: EPS: 0.79 Annual Dividend: 0.5
 Low: 9.800 Bid: Last Size: Yield: 4.62%
 Prev Close: 9.600 Bid Size: VWAP: SCTR (Small): 93.7
 Monday 20-Apr-2020
 Chg: +12.71%
 Chg: +1.220
 Last: 10.820
 Volume: 13,273,140



Getting close to **S1**
 PnF Target, need to wait
 & see what Institutional
 Money does next.

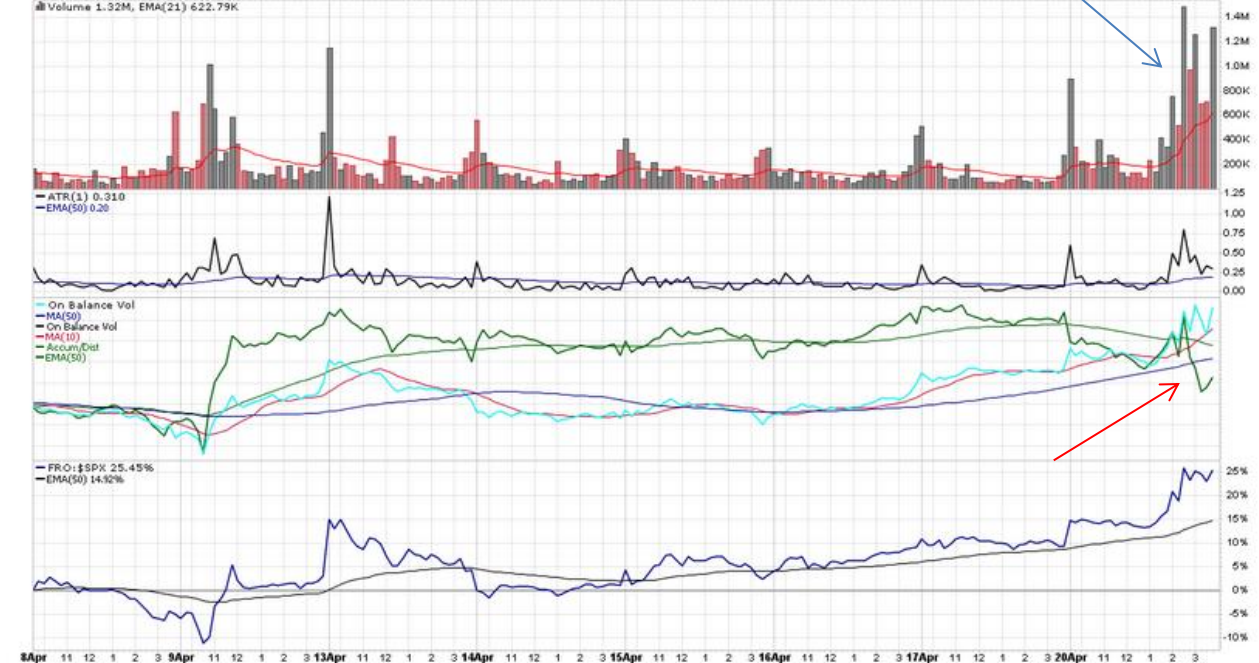
FRO Frontline Ltd. NYSE
 Industrial / Marine Transportation
 Open: **10.100** Ask: P/E: **13.77** Options: **yes**
 High: **11.090** Ask Size: EPS: **0.79** Annual Dividend: **0.5**
 Low: **9.800** Bid: Yield: **4.62%**
 Prev Close: **9.600** Bid Size: VWAP: SCTR (Small): **93.7**
 - R.O.C(63) 19.69%
 - EMA(40) 12.42

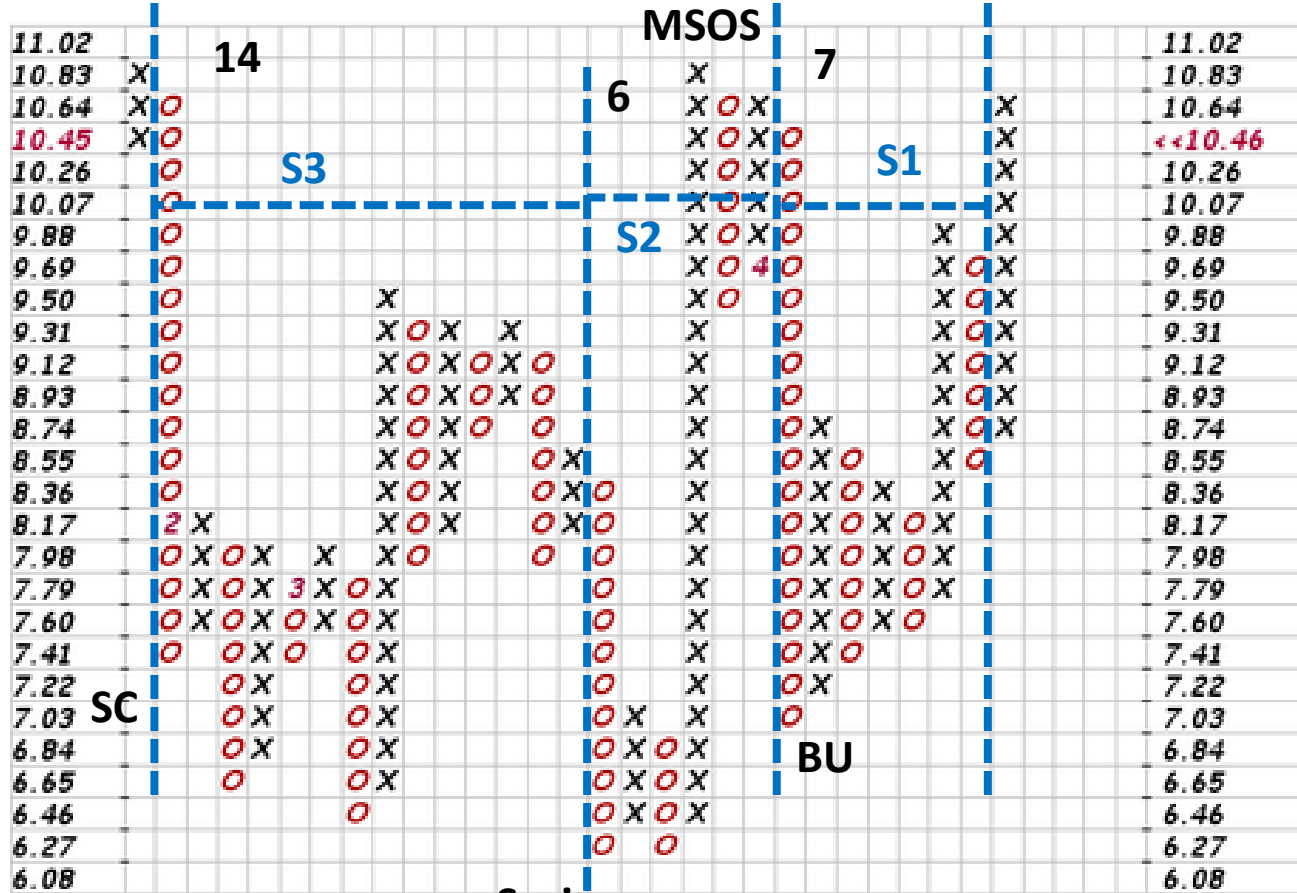
© StockCharts.com
 Monday 20-Apr-2020
 ▲ +12.71%
 Chg: +1.220
 Last: 10.820
 Volume: 13,273,140



Looks like OT & Distribution on 15min scale

Notice the **Green** Accum/Distrib Line,
 Looks like Institutional Folks are selling big time!





S1

$$7 * 3 * 0.19 = 3.99$$

$$10.07 + \dots = 14.06$$

$$7.03 + \dots = 11.02$$

S1+S2+S3

$$27 * 3 * 0.19 = 15.39$$

$$10.07 + \dots = 25.46$$

$$6.27 + \dots = 21.66$$

